


Reception Parents Reading Workshop



Thank you for taking the time to attend our reading workshop.

Getting young children reading and enjoying stories is at the heart of our curriculum in Reception. We hope the information in this pack will help you when you share reading at home with your children.

Class Books



We send home a class reading book that match the children's phonics decoding ability and also a 'class library' book of their own choice. Please remember to let us know when they have completed the library book so we can change it. Please use the reading diaries to comment as much as you can (at least weekly) about your child's progress and development in reading the words and their understanding.



Reading at home...

Please read at home with your child as often as possible. Inside the front cover of the books are guidance and tips to enhance your reading session. We really appreciate comments in the reading record book too!

We introduce the book at school and set the scene, so the children can then read the rest of the book at home with you and find out what happens!



Bug Notes

Phonics Consultant: Jennifer Chew

Comics for Phonics is designed to be fun and motivating – giving children the opportunity to apply their phonics learning at each Phase. The following notes are provided to help you support children as they learn to read.

This book practises the following sounds (the / / marks indicate the sound rather than the letter):

Sounds

- /ch/ (as in bunch)
- /sh/ (as in shop)
- /th/ (as in think)
- /ng/ (as in strong)

Please Note

At this level the following word is tricky:

they

Point out the tricky bit of the word (the 'ey' sounds /ay/ in the word 'they') and then blend the rest.


Blending

Say the sounds from left to right (b-u-n-ch). Then blend them together to say the word (bunch).

Segmenting

Say a word (bunch). Segment the sounds all through the word (b-u-n-ch). Write the letters that stand for each sound.

Bug Time fun is on the back page!



What is phonics?


- Phonics is how we learn to read.
- All words are made up of individual speech sounds.
- English language has 44 speech sounds but only 26 letters.
- The school follows parts of the Read Write Inc Phonics program.
- We all have a daily phonics group.
- <https://www.rutlandacademy.com/en/find-out-more/parents/>



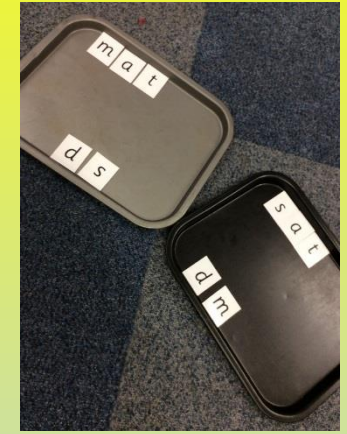
I am Fred! I only talk in sounds 😊



A phonics lesson...



- Hear and say a new sound
- Learn to read and recognise the new letter
- Learn the writing phrase
- 'Fred talk' words containing the new sound
- Make words with the new sound Read green word cards containing the new sound
- We say 'special friends' for two/three letters that make one sound e.g. sh, igh
- Write and spell words containing the new sound using 'Fred Fingers'
- Praise, praise, praise!



Set 1 & 2 sounds allows you to read and spell the 44 speech sounds.

Simple Speed Sounds































Set 1 Sounds

Consonant sounds - stretchy
f l m n r s v z sh th ng nk
Component sounds - stretchy
b c d g h j p qu t w x y ch
k ck
Vowel sounds - stretchy
a e i o u ay ee igh ow
oo oo ar or air ir ou oy

Set 2 Sounds

m a s d
m a s d
p p
g o c k
l h sh r
th z ch qu x ng nk
j j v v y y w w

Speed Sounds Set 1

m 	a 	s 	d 	t 
i 	n 	p 	g 	o 
c 	k 	u 	b 	f 
e 	l 	h 	sh 	r 
j 	v 	y 	w 	th 
z 	ch 	qu 	x 	ng 

Speed Sounds Set 2

ay  may I play?	ee  what can you see?	igh  fly high	ow  blow the snow	oo  poo at the zoo
oo  look at a book	ar  start the car	or  shut the door	air  that's not fair	ir  whirl and twirl
Speed Sounds Set 3		ou  shout it out	oy  toy for a boy	
ea  cup of tea	oi  spoil the boy			

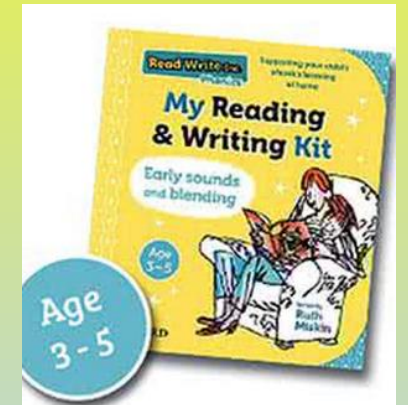
a-e  make a cake	i-e  nice smile	o-e  phone home	u-e  huge brute	aw  yawn at dawn
are  care and share	ur  nurse with a purse	er  a better letter	ow  brown cow	ai  snail in the rain
oa  goat in a boat	ew  chew the stew	ire  fire, fire!	ear  hear with your ear	ure  sure it's pure

Games & Resources



It is important to practise and apply phonics in a fun and engaging way!

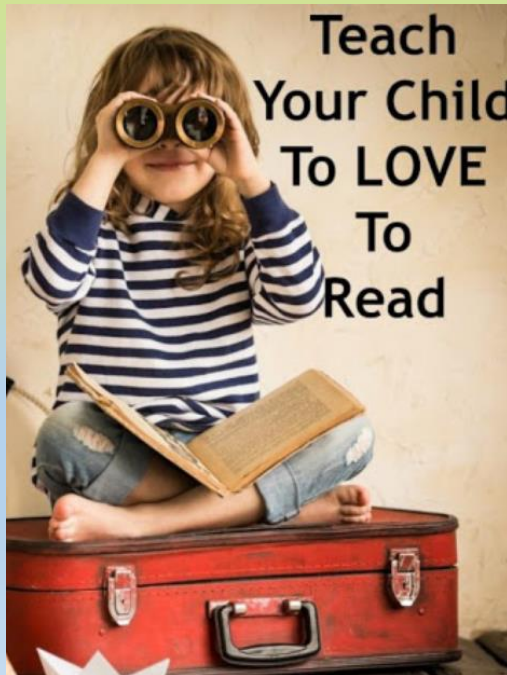
- 'Fred' Games
- Read Write Inc (RWI) flashcards
- Free websites - 'Phonics Play, Phonics Bloom'
- Apps for phones/tablets - 'Alphabet Monster to Read'
- Practical ideas in Pinterest



h Your


Reading for pleasure

We aim to foster a love of books, stories and reading with your children. If they have lots of stories and books shared with them at home and see you reading it influence how your child feels about reading now and for life.



Guided reading at school...

Every child gets to participate in a teacher led guided reading session once a week. This is where we will discuss the book you have been reading at home (to extend their comprehension skills) and will choose a new book accordingly.



Reading doesn't just happen in a reading session – it happens everywhere!

Hears and says the initial sound in words.

Begins to read words and simple sentences.

Can segment the sounds in simple words and blend them together and knows which letters represent some of them.

Uses vocabulary and forms of speech that are increasingly influenced by their experiences of books.

We are working towards all children reaching this milestone by the end of Reception
Early Years Outcomes –
Reading 40-60 months:

Links sounds to letters, naming and sounding the letters of the alphabet.

Early Learning Goal: Children read and understand simple sentences. They use phonic knowledge to decode regular words and read them aloud accurately. They also read some common irregular words. They demonstrate understanding when talking with others about what they have read.

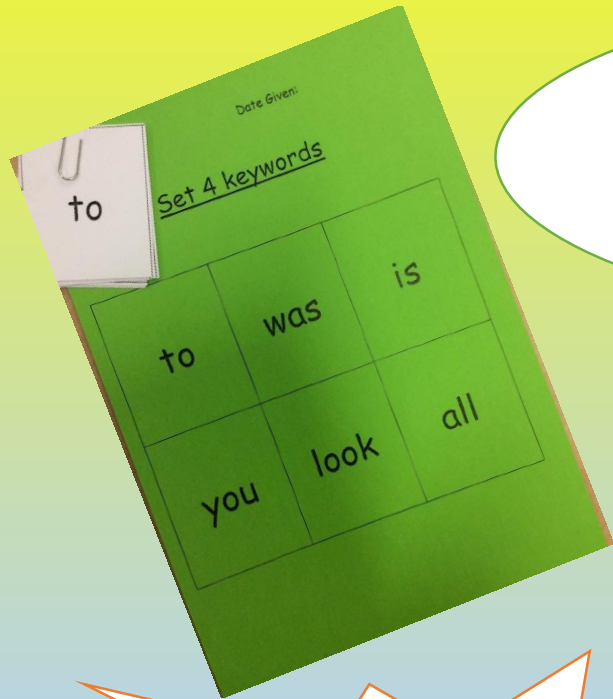
Key Words

- There are 45 high frequency words to read by sight by the end of Reception.
- We have broken these into 7 sets to learn.
- It is important that children do not hesitate or blend when reading these words – practise makes perfect 😊.
- Ensure children read these words fluently when reading in general outside of 'key word practise'.



Key Word Activities to try at home:

Use the key word cards we send home to play key word games!



Stepping stones

Snap

Silly sentence

Slap the word

Hide and seek the word.

Make sure key word practise is fun, quick and practical 😊

How to help your child at home...

1. Check reading diaries and key words on a regular basis, comment and update so we can see at school.
2. Embrace the learning with your child so that they want to participate.
3. Make learning at home FUN!
4. Read other books aloud to your child.
5. Model sounding out and blending words.
6. Praise their amazing reading 😊
7. 'Fred Talk' at home e.g. "time for b-e-d"
8. Practise practise practise... makes perfect!

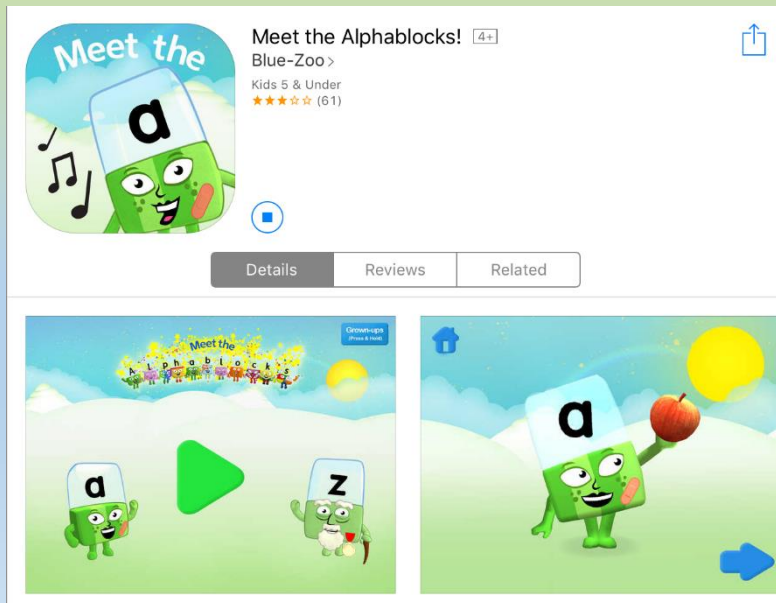
How do children learn to read?

1. Read pictures and make sense of a story.
2. Hear sounds/phonemes in spoken words.
3. Carry on a rhyming string (book, look, took, etc).
4. Hear and recognise initial sounds.
5. Sound out CVC words - segment for spelling and blend to read (cat, sit, etc).

7. Recognise that a sound can be made by more than one letter (ai/ay/a-e).
8. Blend *CCVC/CVCC* words (stop/fast).
9. To learn split digraphs a-e.
10. To know that a phoneme can be made by 1, 2 or 3 letters (i, ie, igh).

Useful websites & apps:

- www.ruthmiskintraining/parents.co.uk - RWI Phonics
- http://www.familylearning.org.uk/learning_to_read.html
- <http://www.phonicsplay.co.uk/>
- http://www.readingrockets.org/strategies/blending_games



Visit the library regularly.

