

**Read Write Inc.**

# Phonics Screening Check Parent Meeting

Wednesday 22<sup>nd</sup> January 2020



# Phonics glossary

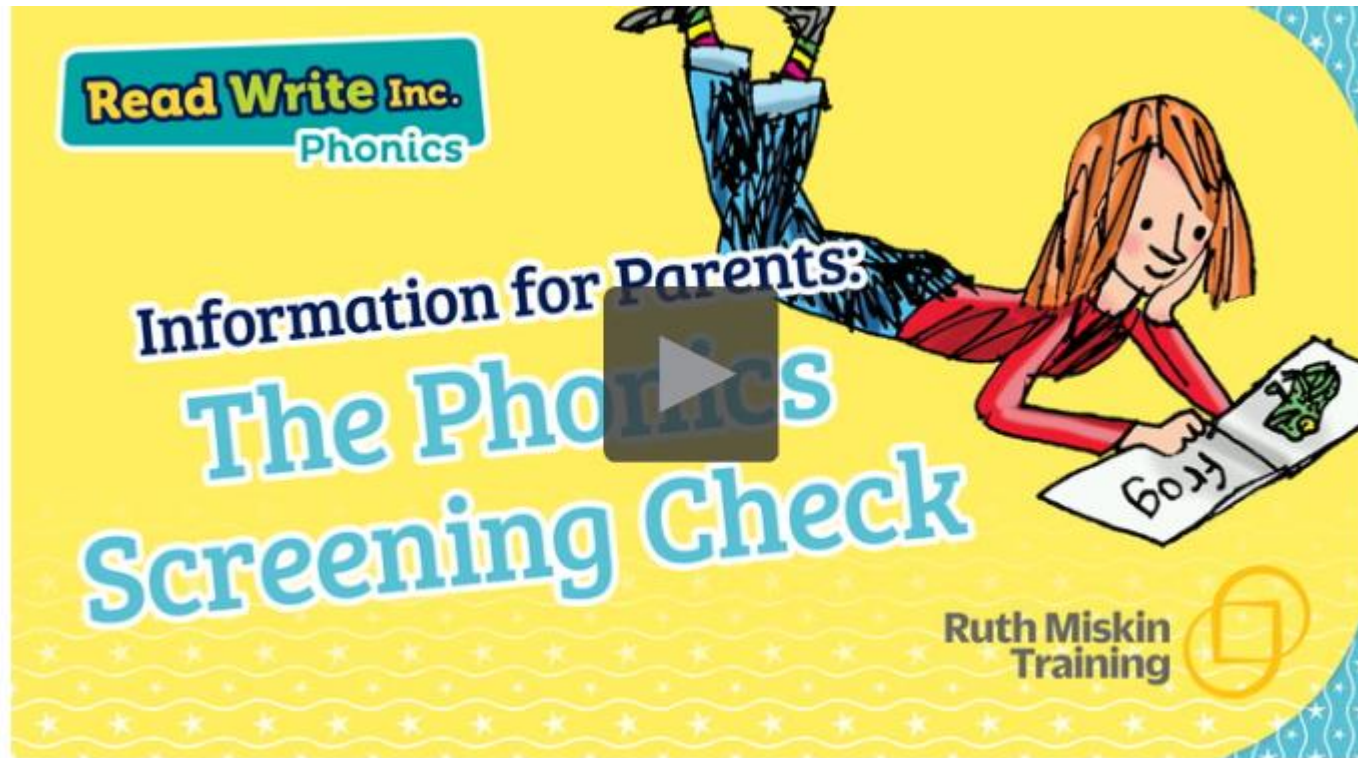
phoneme	A single sound that can be made by one or more letters – e.g. s, k, z, oo, ph, igh.
grapheme	Written letters or a group of letters which represent one single sound (phoneme) e.g. a, l, sh, air, ck
digraph	Two letters which together make one sound e.g. ee, oa, ea, ch, ay. There are different types of digraph: <ul style="list-style-type: none"><li>• <b>Vowel digraph:</b> a digraph in which at least one of the letters is a vowel, for example; b(<b>oa</b>)t or d(<b>ay</b>).</li><li>• <b>Consonant digraph:</b> two consonants which can go together, for example (<b>sh</b>)op or (<b>th</b>)in.</li><li>• <b>Split digraph</b> (previously called magic e): two letters, which work as a pair to make one sound, but are separated within the word e.g. a-e, e-e, i-e, o-e, u-e. For example c(<b>a</b>)k(<b>e</b>) or p(<b>i</b>)n(<b>e</b>).</li></ul>
trigraph	Three letters which go together make one sound e.g. ear, air, igh, dge, tch
blend	Saying the individual sounds that make up a word and then merging or blending the sounds together to say the word – used when reading.

‘Special friends’

‘Fred talk’

# What is the Phonics Screening Check?

<https://www.ruthmiskin.com/en/find-out-more/parents/#lg=1&slide=4>




# Previous papers and examples:


## Key stage 1

### Phonics screening check

Pupils' materials



glips



drank

floost



treats

splam



scram

strobe



stroke






# Important information

- ▶ Date of Phonics Screening Check:  
**Monday 8th - Friday 12th June 2020**
- ▶ Who will administer the test: Mrs Walker
- ▶ Threshold mark released: 2 weeks after  
*(previously 32 out of 40)*
- ▶ Letter confirming your child's results: July 2020

# Preparation

## In school:

- ▶ Daily phonics lessons.
- ▶ Early bird phonics activities.
- ▶ Guided reading.
- ▶ Phonics activities in the classroom.
- ▶ Extra intervention where needed.
- ▶ Phonics homework (from next week).
- ▶ Half termly phonics assessments.

ar	or	igh	oy	ou
Can you spot all of the <u>special friends</u> (sounds with 2 or 3 letters) and blend to read the words below?				
jigh		flight		
charb		enjoy		
snarl		fout		
short		emp		
barst		shout		

## At home:

- ▶ Read, read & read some more!
- ▶ Phonics homework (from next week).
- ▶ Encourage your child to spot any special friends, Fred talk and then read the word.
- ▶ Complete phonics homework.
- ▶ Access phonics play/games online.
- ▶ Check reading targets and practise recognising particular sounds and reading words containing that sound.
- ▶ Refer to your speed sounds mat, in and out of order, so your child recognises all sounds confidently.

# Resources

- ▶ Speed sound mat (in back of communication books)
- ▶ Word cards to read at home (real and nonsense/alien)
- ▶ <https://www.ruthmiskin.com/en/find-out-more/parents/>
- ▶ <https://www.phonicsplay.co.uk/>
- ▶ <https://www.phonicsbloom.com/>
- ▶ <https://www.teachyourmonstertoread.com/>

# Phonics Screening Mock

- ▶ Results will be shared with you at parents evening.
- ▶ Highlight what sounds still need to be practised.
- ▶ Prepares children for the screening process - 'Phonics Olympics'



# Sounds

- ▶ Sound pronunciation video:

<http://www.ruthmiskin.com/en/resources/sound-pronunciation-guide/>

- ▶ Possible sounds included in screening:

[https://www.gov.uk/government/uploads/system/uploads/attachment\\_data/file/628842/Y1\\_Phonics\\_assessment\\_framework\\_PDFA\\_V3.pdf](https://www.gov.uk/government/uploads/system/uploads/attachment_data/file/628842/Y1_Phonics_assessment_framework_PDFA_V3.pdf) pages 12 - 14

- ▶ Alternative pronunciations:

‘e as in bed, bread, we ’

‘ea as in bead, head’

‘ch as in chip, chef, school’

\* Same grapheme (letters), different sound! \*

# Let's have a go...

1. Spot any 'special friends'
2. 'Fred talk' it
3. Read the word

chin

deck

beff



shup



What a load of nonsense!

# Thank you for your time 😊

- ▶ Any questions please speak to Mrs Walker or your child's class teacher.
- ▶ Keep practising and supporting your child's phonics and reading journey at home!

Teach a child to read  
and keep that child reading [and talking]  
and we will change everything.

**And I mean everything.**

*Jeanette Winterson*