



Welcome parents and carers of 3K!

Please sign in and take a copy of our timetable
if you wish.

Hello!

I am Miss Keight

I have been a teacher at The Coppice for six years and have taught in Year 1 and Year 2 as well as Year 3.

I have also previously taught in Reception. Which means I have taught in all three Key Stages!

The 3K Team

Miss Keight — Class Teacher

Mrs Thompson — Teaching Assistant

Mrs C — Lunchtime Supervisor (Monday)

Miss Jones — Lunchtime Supervisor
(Tuesday - Friday)

3K Timetable 2021-2022

	8.25am	9.00am - 10.00am	10.00am - 10.40am	10.40 0.55 am	10.55 - 12.30pm	12.30- 1.20pm	1.20 - 2.15pm	2.15 - 3.15pm	
Mon	R L P	TTRS Spelling	Maths Fluency	B R E A K	Computing 11am - 12pm Handwriting 12pm - 12.30pm	L U N C H	Science	A S S E M B L Y 2.30-3pm	
Tues	R L P	English	R+L	B R E A K	TTRS Maths		Spelling	YEAR THREE PPA RE	YEAR THREE PPA Spanish
Wed	R L P	PE New Hall	English	B R E A K	TTRS Maths		Spelling	Art	PSHE
Thurs	R L P	English	R+L	B R E A K	TTRS Maths		Spelling	Swimming 16 th September - 9 th December	Story
Fri	R L P	English	R+L	B R E A K	TTRS Maths		Spelling	Geography/History	Assembly 2.30-3pm

Our timetable

Our PE days and School PE Uniform Expectations

3K has PE on Wednesday and swimming on Thursday. Children should come to school in their PE kit on these days.

If your child attends a school sports club they can also wear their PE kit to school on that day.



Indoor kit:	Outdoor kit:
<p>-Navy blue, plain shorts or navy blue cycling shorts (strictly no logos)</p>	<p>-Navy blue, plain jogging bottoms (no leggings). These must be made of sweatshirt material for warmth (strictly no logos) -Navy blue, plain shorts (strictly no logos) or navy blue cycling shorts can be worn outside in the summer.</p>
<p>-Navy blue, plain hoodie (sweatshirt material) or navy blue, plain zipper (sweatshirt material) – strictly no Logos. School jumpers with logos should not be worn for PE.</p>	
<p>-Plain, white, round neck t-shirt (strictly no logos)</p>	<p>-Plain, white, round neck t-shirt (strictly no logos)</p>
<p>-Black or white sports trainers (discrete logos and discrete additional colours will be allowed).</p>	
<p>-Plain white or black socks (strictly no logos)</p>	



The Coppice PE kit

Uniform Expectations

Key Stage 2 (Yr 3, Yr4, Yr5 & Yr6) School Uniform List (September 2021 onwards):

Standard Uniform KS2:	Optional Summer term and Autumn first half-term:
-Dark grey tailored trousers – no leggings	-Dark grey, tailored shorts
-Dark grey skirt or pinafore	-Blue and white summer gingham dress
-White shirt (long or short sleeved) with standard collar	-White polo shirt with or without logo
-School tie (navy with gold stripe) available as ‘tie-it-yourself’ or elasticated styles for £7.50 from our uniform suppliers or the School Office	
-Navy blue v-neck sweatshirt or knitted jumper with Coppice logo or navy blue cardigan with Coppice logo.	
-Black or dark grey socks or tights	-White socks may be worn with a summer dress only
-Plain black polishable (including patent) footwear <i>*see pictures below for appropriate styles</i>	

Uniform Expectations

standard
uniform



summer
uniform



Required Equipment

Year group:	Stationery items needed:
Nursery & Reception	All stationery items will be provided by school
Year 1	All stationery items will be provided by school
Year 2	All stationery items will be provided by school
Year 3	Please provide a standard size, plain, wipeable pencil case. All stationery items will be provided by school.
Year 4	Please provide a standard size, plain, wipeable pencil case, a HB pencil, a rubber, a sharpener (which holds the sharpenings) and a blue handwriting pen (not a biro pen). All remaining stationery will be provided by school.
Year 5	Please provide a standard size, plain, wipeable pencil case, a HB pencil, a rubber, a sharpener (which holds the sharpenings), a blue handwriting pen (not a biro pen), a pack of coloured pencils and four different colour highlighters. All remaining stationery will be provided by school.
Year 6	Please provide a standard size, plain, wipeable pencil case, a HB pencil, a rubber, a sharpener (which holds the sharpenings), a blue handwriting pen (not a biro pen), a pack of coloured pencils, a pack of coloured fine liners and a ruler. All remaining stationery will be provided by school.

Behaviour — How to Behave 'The Coppice Way'



Ready



Responsible



Respectful

To start this academic year, all classes in school have spent lots of time talking about 'The Coppice Way': a collection of behaviours that help make our school a great place to be for everyone.

We want to make it easy for the children to behave and hard not to.

We also believe that excellent behaviour needs to be taught and rehearsed, hence the emphasis on behaviour at the start of the year.

You can help by asking your child what they've been learning about in school.

Behaviour – How to Behave ‘The Coppice Way’

Day 2:
How to
communicate

- ◆ How to meet and greet
- ◆ How to be polite
- ◆ How to be charming
- ◆ How to work with a talk partner
(listening behaviours)

GLASS – Teach pupils how to greet politely with the acronym GLASS:

- ◆ Greet
- ◆ Look
- ◆ Ask (how someone is)
- ◆ Smile
- ◆ Share (how you're feeling)

STEPS – Teach pupils how to be polite to each other and staff using acronym

STEPS:

- ◆ Say (good morning/good afternoon)
- ◆ Thank you
- ◆ Excuse me
- ◆ Please
- ◆ Sorry

Behaviour — How to Behave 'The Coppice Way'

- ★ Be ready, responsible and respectful
- ★ Be kind to yourself and others
- ★ Always try your best
- ★ Move calmly and quietly around school
- ★ Dress to impress
- ★ Take care of one another and our things
- ★ Let everyone learn

Information About the Year 3 Curriculum

Year 3					
Autumn 1	Autumn 2	Spring 1	Spring 2	Summer 1	Summer 2
Light	Light	Forces and magnetism	Rocks, soils and fossils*	Plants	Animals including humans (nutrition, skeletomuscular systems)
What was life like in prehistoric 'Britain'?			How did the Romans influence the culture of the people already living in Britain?		Was life better in Roman or Anglo-Saxon Britain?
	How is the land in the UK used?	What's it like to live in Italy?		Why can the Earth be so extreme sometimes?	

Intended Off-Site Visits and Special Events

3K Class Assembly - Friday 5th November

Swimming - Thursday 16th September - 9th December (12 sessions)

A trip linked to our 'Rocks, Soils and Fossils' and 'Extreme Earth' topics (potentially Lapworth Museum of Geology - Birmingham University)

A trip or special day linked to our 'Roman' topic (potentially and Roman Day at school or The Wroxeter Experience which is part of English Heritage where the children explore a Roman City)

Homework Expectations



Our homework expectations have been designed to be manageable and motivating for children. We use online homework platforms for children to practise and reinforce their learning in maths and spellings for the week.

The children will be expected to complete the tasks assigned by their teacher each week. Homework will be set and collected/monitored every Friday.

This week, the children will have received their green login cards.

Homework Expectations

We also set an topic homework projects every half term. These are an optional homework — there is no obligation to complete them.

We choose our homework projects to be engaging and to allow children choices over how to present their learning. We will endeavour to give children a range of options that they can complete independently or as a family activity.

These projects are set to run over a number of weeks within a term to allow families completing projects choice over how to manage their time.

Science (Physics) Knowledge Organiser - Light

Key vocabulary	
Key Questions	
How do I see?	Light Light is a type of energy that makes it possible for us to see the world around us. We need light to see. Light can travel through air, water and transparent objects.
What is light and what is dark?	Darkness Darkness is what happens when there is no light.
How is light reflective?	Reflection Reflection is when light hits the surface of an object and then that light travels to our eyes so we can see. Some reflective materials include hi-vis jackets, headlights and the silver strip on travel safety cones.
What is a source of light?	Surface The outside layer or top of something. The light reflects off the surface of objects.
How does light affect the pupil in our eye?	Light Source Light comes from different sources called light sources. Our main natural light source is the sun. Other natural sources include fire and stars.
What materials are reflective?	Shadow Man-made sources include light bulbs and torches. Shadows are created when an object blocks our light source. Shadow change depending on the distance of the object from the light source and the position of the light source.
How does light travel through surfaces?	Mirror A mirror is a surface coated in metal which reflects a clear image.
What is a shadow?	Transparent A transparent object is an object you can see straight through. It allows light to pass through it. Glass windows are transparent.
How do shadows change over time?	Translucent Translucent objects allow light to pass through but not detailed shapes. Windows on bathrooms are usually made from frosted glass which is like translucent, light can pass through but we cannot see clearly.
Can we investigate shadows?	Opaque Opaque is the opposite of transparent. You cannot see through opaque objects at all. A brick wall is an opaque object.
How can we stay safe in the sun?	Light Waves Light and sound travel in waves. Light waves are forms of moving energy.
	Light Beam A light beam or beam of light is a small projection of light energy coming from a source. Sunlight is a natural example of a light beam.



Science (Physics) Knowledge Organiser - Light

What happens to the pupil when we see light?

- When we see light the size of our pupils can change
- The pupil becomes larger in dim light (less light) to allow more light to enter the eye
- In bright light the pupil becomes smaller to reduce the amount of light going in!

Transparent, Translucent & Opaque

Key facts

- Light travels in a straight line
- Light travels faster than sound
- A light year is a unit of measurement for distance. It is the distance light can travel in a year
- The size and shape of a shadow changes based on the distance and angle compared to the light source.
- Darkness is caused by the absence of light.
- The moon does not emit its own light - it reflects the sun.
- Ultraviolet (UV) light is a type of radiation which you can't see but can be dangerous. UV rays can come from the sun.

Staying Safe in the Sun

- Wear sunscreen with a high SPF!
- Wear a sunhat
- Wear protective clothing
- Try and stay out of the sun between 10am - 4pm if you can!
- If you have to be in the sun during this time, find the shade!

What happens to our shadow throughout the day?

- The length of a shadow depends on how low or high the sun is in the sky
- Early in the morning the sun is low - this casts a long shadow behind the object
- During midday the sun is at its highest so our shadow will be short
- In the evening the sun is low again so our shadow becomes long, but in the opposite direction to the morning shadow.

As the light source moves higher in relation to the object, the shadow gets shorter. As the light source moves lower, the shadow gets longer.

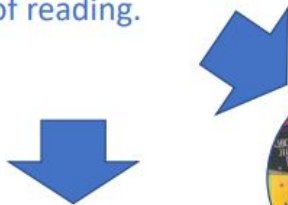

Supporting Readers at Home





Open University research suggests there are three important ways to support readers and a love of reading.



Reading aloud to your children shows them reading is a pleasure, not a chore. Older children can read to younger ones too.



Making time to read alongside one another helps develop children's reading stamina and interest. Let them choose what to read and relax together.



Children who read, and are supported as readers, develop strong reading skills and do better at school.



Book Chats encourage readers. Invite them to make connections and share their views. Join in with your thoughts too!



Photo by Unknown Author licensed under CC BY

For more ideas, visit the OU Reading for Pleasure website ourfp.org

Absence Procedure

If your child is going to be absent from school, you need to contact the office (by phone call or by text) to inform school of the reason why. This is a legal duty of schools to collect this information.

If a reason for absence has not been provided within 48 hours, it will be registered as an unauthorised absence.

Behaviour Concerns Process

Class Teacher

Year Group
Leader (Miss
Keight)

Deputy
Headteacher
(Mrs Ashwell)
or
Assistant
Headteacher
(Mr Laight)

Head Teacher
(Mr Hutt)

Communication

Communication between teachers and parents is extremely important. Now that COVID restrictions have been relaxed we can now have face to face chats on the playground after school. We feel this is the best way to communicate. If you have an urgent message please contact the school office or send a note in with your child.

Please be advised that our teachers will usually be unable to respond to emails before 3:30pm (once school has finished). **Urgent** messages that require an immediate response before 3:30pm need to be sent to the school office. Our teachers will endeavour to respond to you as soon as they can, but please understand that the response may not be immediate, particularly if your message is sent during an evening or at a weekend.

- The Coppice SLT

Appeals

- If you haven't already, please return handover forms as a matter of urgency so that we know who can collect your child at the end of the day.
- Please ensure that the school office has your most up-to-date contact information on file.
- Update the school office if your child has any new medical or dietary needs (e.g. allergies).
- The school newsletter will be emailed out every Friday. Please make sure you read it. The school newsletter will also contain a link to the Year 3 newsletter where we will update you on any news specific to your child.



Do you have any questions?